



Stroke Group Network Conference

Monday 10 – Tuesday 11 October 2022

Rebuilding lives after stroke

Stroke
Association

Housekeeping



Celebrating our Stroke Group Network

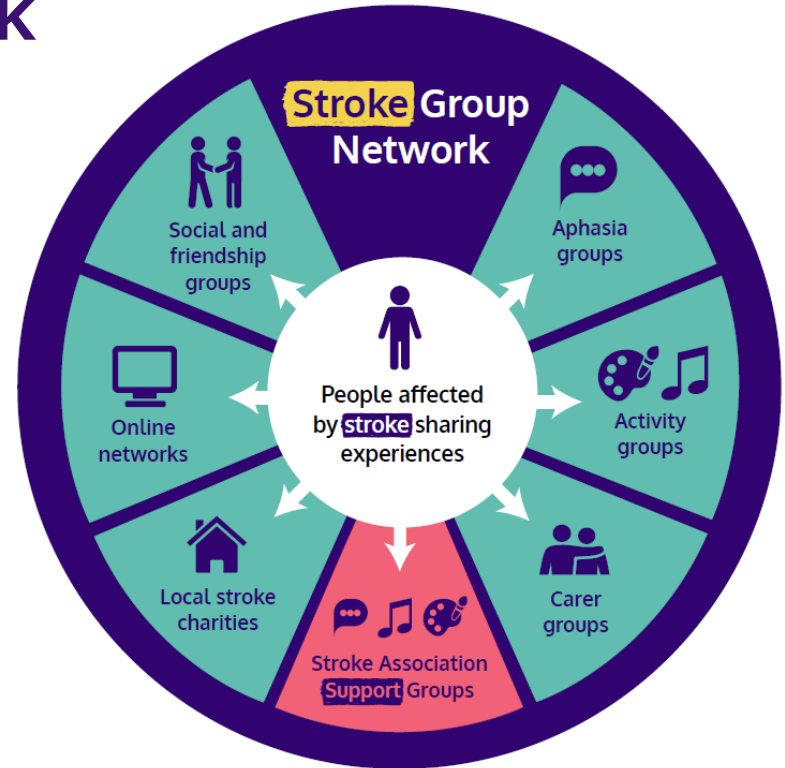
Beth Scrimshaw, Group Networks Manager

Julia O'Brien, Group Networks Officer

Sophia Costa, Group Networks Officer

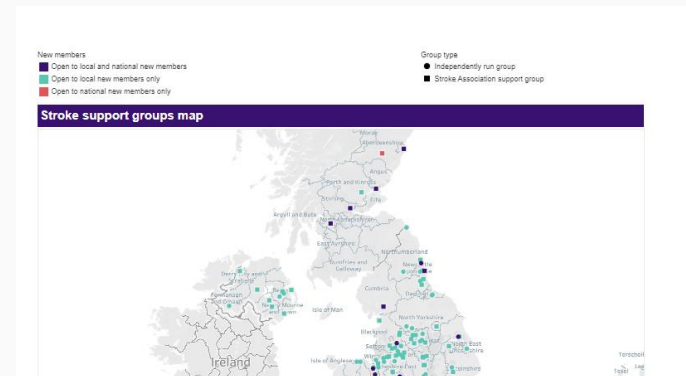
Our Stroke Group Network

- 381 stroke support groups
- 1006 volunteers
- 263 face to face, 58 online
- 53 hybrid
- 59 art
- 65 exercise
- 32 singing
- 210 social



Our achievements

- Stroke Group **Voices**
- **Resources**
- **Website** – new search function and map
- Improving our **infrastructure** - database project



Our achievements

- Volunteer awards
- New partnerships, benefiting local groups
- Network online sessions
- Embedding of local forums



Our future plans

- Find out what **you want** from the **network**
- Continue to **develop resources** to **help you** run your group
- **Growing the network**
- **More online sessions**
- Develop **relationships** with more **organisations** to **benefit you**
- A focus on **diversity, accessibility** and **inclusion**

Showcasing our tools and resources available to you

Julia O'Brien, Group Networks Officer

What we will cover

- What **Group Networks can do** for your group
- What **Local contacts can do** for your group
- **Tools and resources available** for you as leaders
- Live **demo** of the **intranet**

What can Group Networks team do for you?

- Promote support **groups**
- Arrange national **online sessions**
- Develop **tools** and **resources** for you
- Send **opportunities** and updates on email



If you have any questions about these, do contact us at

Groupnetworks@stroke.org.uk

What can your local team do for you?

- Support with **recruiting volunteers**
- **Signpost** you to the right **team**
- Bring volunteers together at **local forums**
- Connect you with **local organisations**
- **Refer** new **members** to groups



What can other teams do for you?


- **Finance contact** – Lin Spilsbury
Groupfinances@stroke.org.uk



- **Health and Safety** – Sarah Staite's team
healthandsafety@stroke.org.uk

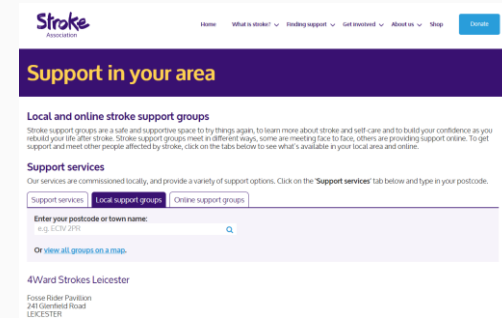


- **Business support** - Lynne Messenger's team
businesssupport@stroke.org.uk



Referrals to your groups

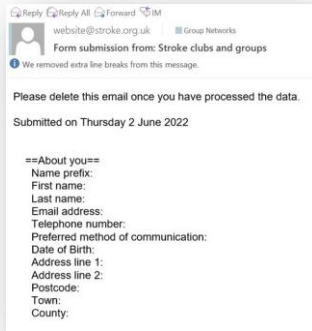
- Helpline
- Local teams
- Postal mailings
- **Stroke Association Website**



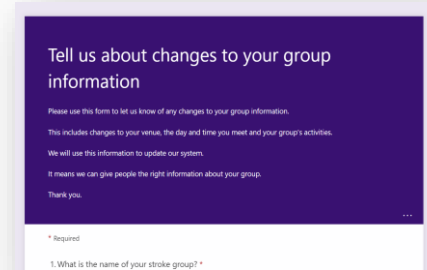
- You can find your **group listing** on the Stroke Association **website** in this link:
<https://www.stroke.org.uk/finding-support/support-groups>
- Do let us know if you would like any **changes** to your information via the **form** in the **next slide**.
- If your group is offering **online meetings**, do **check** your details in the **Online** support groups **tab**.

Referrals from the Stroke Association website

- **Email** you receive



- **Form** to **update** your group details on the Stroke Association website

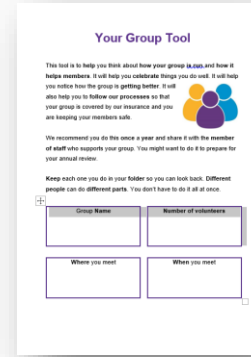

A screenshot of a web form titled 'Tell us about changes to your group information'. The form is on a purple background. It includes instructions: 'Please use this form to let us know of any changes to your group information. This includes changes to your venue, the day and time you meet and your group's activities. We will use this information to update our system. It means we can give people the right information about your group. Thank you.' Below this is a section for '1. What is the name of your stroke group?' with an asterisk indicating it is required.

- You can find the **form** to update your group details in the **Volunteer resources** page on the **intranet**.

<https://intranet.stroke.org.uk/>

- A link to the form is in the **Promoting your support group and brand guidelines** tab.

Main resources available to you as volunteers



- These are the **main guides** you need for running your groups. You can find the digital copies via the intranet Volunteer resources page on the **intranet**.
- Links to these guides are in the **key resources** section in the top half of the page.

<https://intranet.stroke.org.uk/>

- **More information** on accessing the intranet is on **slide 11** of this presentation.
- If you would like **printed copies**, do get in touch with your **local contact**.

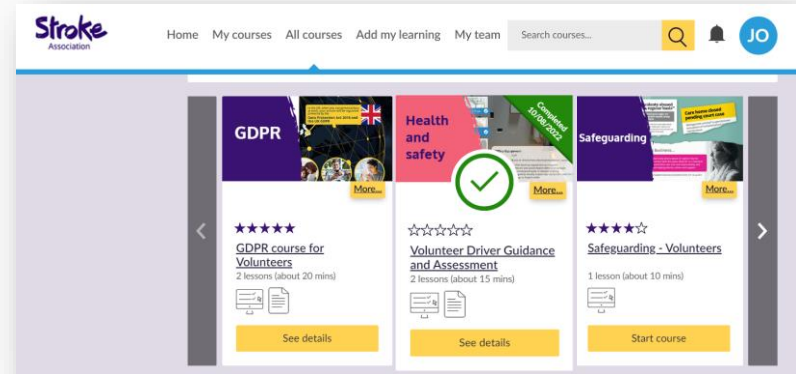
Tool for training

- You can access your essential and optional training **courses** on the Kallidus Learn site via the **Volunteer resources** page on the intranet.

<https://intranet.stroke.org.uk/>

- You will find a **link** to the site and FAQ guidance in the **Training for volunteers** drop down menu.

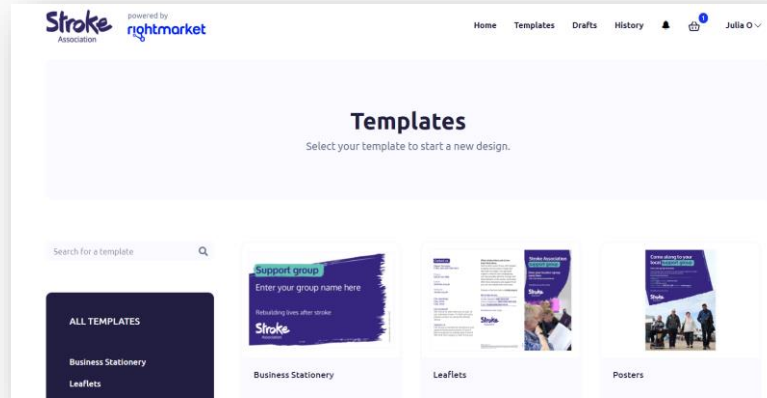
LEARN site



New tool - Creative Hub

For ordering:

- **Flyers**
- **Leaflets**
- **Posters**



- You can access the Creative Hub via the **Volunteer resources** page on the **intranet** <https://intranet.stroke.org.uk/>
- You will find a link to the Creative Hub and guidance in the **Promoting your support group and brand guidelines** drop down menu.

Accessing the intranet

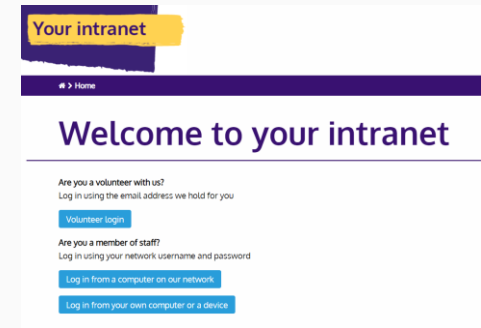
To access the intranet login page as shown to the right, click on this link:

<https://intranet.stroke.org.uk/>

If you have any problems logging in, do contact our internal comms - Internalcomms@stroke.org.uk

To access the resources in this presentation and many more, go into the **What you need** menu at the top of the home page and click on **Volunteer resources**.

Do reach out to Groupnetworks@stroke.org.uk if you have questions or would like support with the resources.



Summary

Tools and support available to you:

- **Intranet** for tools and resources
- **Printed guides** from your local contacts
- Stroke Association **staff** teams
- Volunteers from **other groups**

Questions



Rebuilding lives
after stroke