

# Online Fundraising


The easy way to reach your fundraising target!

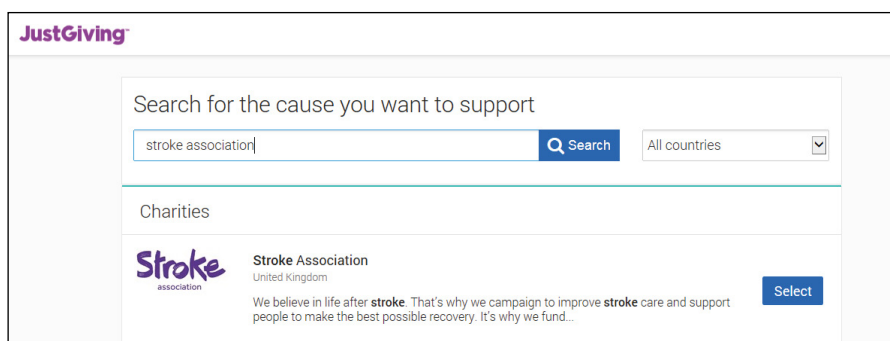
Rebuilding lives after stroke

**Stroke**  
Association

Collecting up money from your sponsors can sometimes take a long time. If you choose to fundraise online, it can save you hours of time and effort. It is also helpful to us as a charity, since Just Giving also reclaims the Gift Aid on your donor's contributions on our behalf. We receive your donations soon after your donor makes the gift, so the money you raise can start to benefit stroke survivors and their families much faster.

## Here's how easy it is to set up your fundraising page on Just Giving

1. Go to [www.justgiving.com](http://www.justgiving.com)  
Click on 
2. If you have not used Just Giving before you will be asked to create your account. If you have used Just Giving before simply enter your email and password where prompted.
3. Search for the cause you want to support. Click on **search** and choose **Stroke Association**.



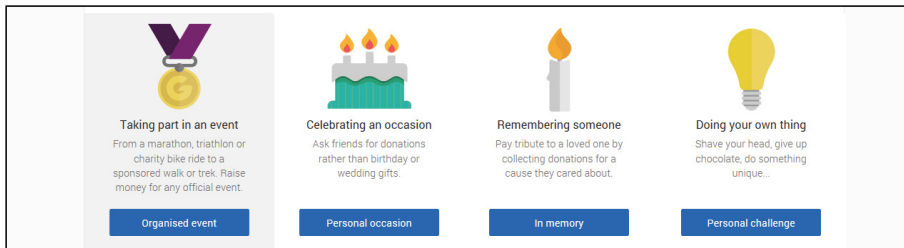
The screenshot shows the Just Giving website interface. At the top, there is a search bar with the text "Search for the cause you want to support". Below the search bar, the text "stroke association" is entered. To the right of the search bar is a "Search" button with a magnifying glass icon. Further right is a dropdown menu labeled "All countries". Below the search bar, there is a section titled "Charities". Under this section, the "Stroke Association" is listed. The listing includes the Stroke Association logo, the text "Stroke Association United Kingdom", and a short description: "We believe in life after stroke. That's why we campaign to improve stroke care and support people to make the best possible recovery. It's why we fund...". To the right of the listing is a "Select" button.

4. **Let us know what you're doing**  
There might be more than one reason you're fundraising. Please pick the one which feels most relevant to your fundraising.

Select **Organised event**. Here you will find the Stroke Association's events.

Select which one you are taking part in. If your event is not listed here, you can search all events on the right hand side of the page.

Please make sure you choose the correct event by checking the name, date and location.



5. Follow the instructions to enter details of your event, and select a name for your page. For example:

[www.justgiving.com/joebloggs](http://www.justgiving.com/joebloggs) or [www.justgiving.com/joebloggsdoes5k](http://www.justgiving.com/joebloggsdoes5k)

Just Giving then checks the system to make sure no-one else has used the same title. If they have, you will be asked to choose another.

6. Your page is personal to you – you can add photographs, write all your own information, regularly update donors with your progress in training towards your event, create your own special greeting.

These can be done at any time. Make it as much fun as you can.

## And finally...

Don't forget to email everyone you know and send them the link to your page, so they can instantly go online and make a donation to your page. You will be notified each time someone donates to your page. Each donor will also receive thanks from the Stroke Association for their gift.

Should you have any problems in setting up your page Just Giving are there to help. Just call them on **0345 078 2063** (local rate) **Monday-Saturday 9am – 6pm** or email them at [help@justgiving.com](mailto:help@justgiving.com)

**Good luck with your fundraising and thanks for your support!**

---

**For more information please contact our Supporter Care Team.**  
**Telephone: 0300 330 0740**  
**Email: [supportercare@stroke.org.uk](mailto:supportercare@stroke.org.uk)**

---