



## Section 6: How to find information online

### In this section:

- **Search for information** on the internet.



An online **search engine** finds **web pages**.

You enter the **words** you want to **search for**.

You can **type** or **speak** the words into your device.

The **search engine** finds **web pages** about those words.

The **most popular** search engine is **Google**.

## Steps to use a search engine

### Step 1: Open your internet browser.

There are many different **internet browsers**.

You might use one of these browsers:



- Chrome



- Safari



- Microsoft edge

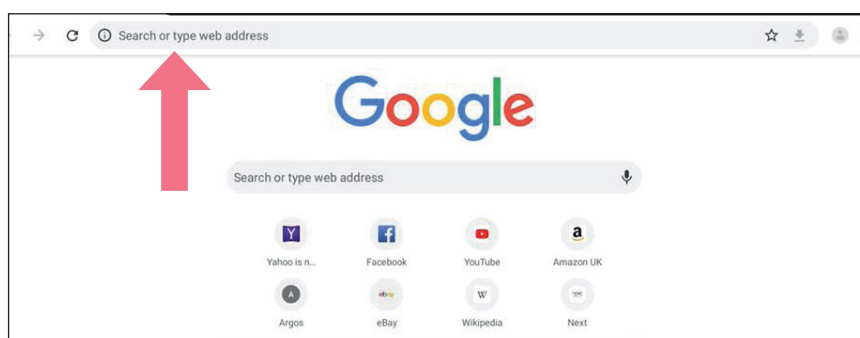


- Firefox

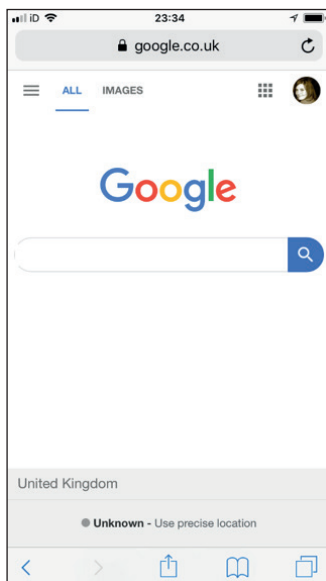
### Step 2: In the top bar, type in google.co.uk.

Press the **enter key** on your keyboard.

The **Google homepage** looks like this on a desktop or laptop.



The **Google homepage** looks like this on a smart phone.

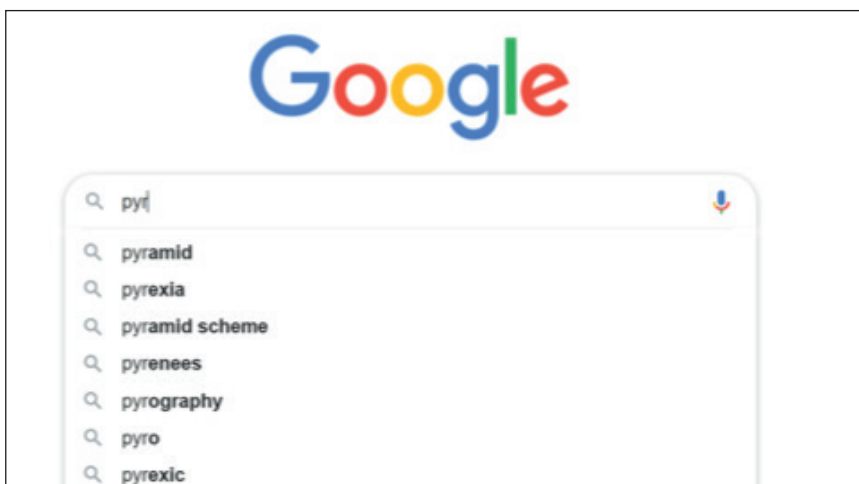


**Step 3: Type your key words into the search bar.**

Press the **enter key** on your keyboard.

As you type Google will **suggest keywords**.

The more **specific** you are the **better** your **search results**.

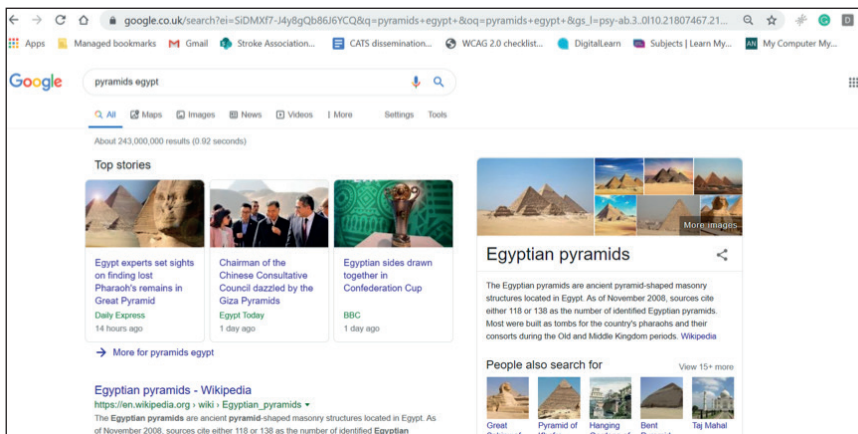


For example:

If you wanted **information** about the **pyramids** in Egypt.

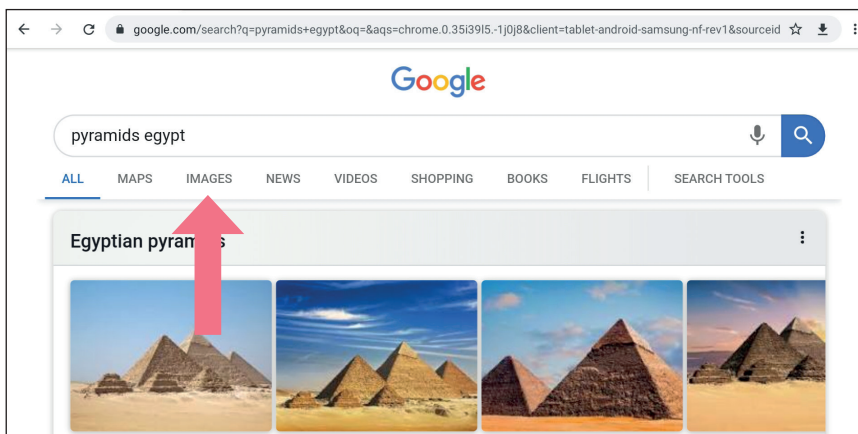
You could **search** 'pyramids Egypt'.

Your search **results** might look like this.



If you want to see **more pictures**.

Select the **images** icon below the search bar.



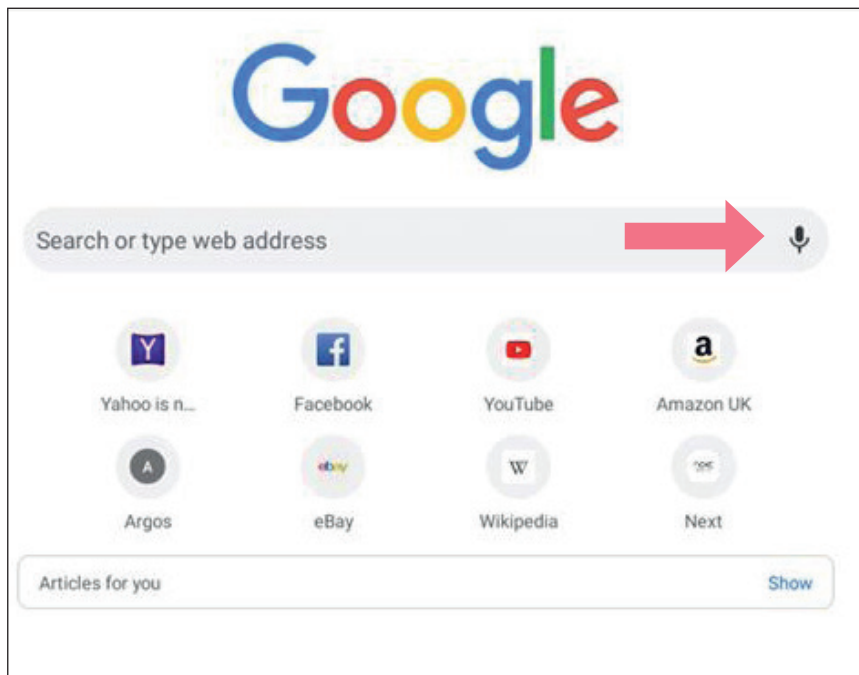
You can also search for **news** or **videos**.

## Searching using your voice:

To use this your device needs a **microphone**.

Click or tap the **microphone icon**.

**Say** what you are looking for.





## Challenge yourself:

Here are some **practice examples**.

See if you can **find information** using **Google**.

1. How long is the Great Wall of China?
2. What is a dugong?
3. How tall is the Statue of Liberty?
4. What is Victoria Falls and where can you find it?
5. What year was William Shakespeare born?